

Crystal LTD TM SPEC Form

[www.crystaltherm.com](http://www.crystaltherm.com)

Customer

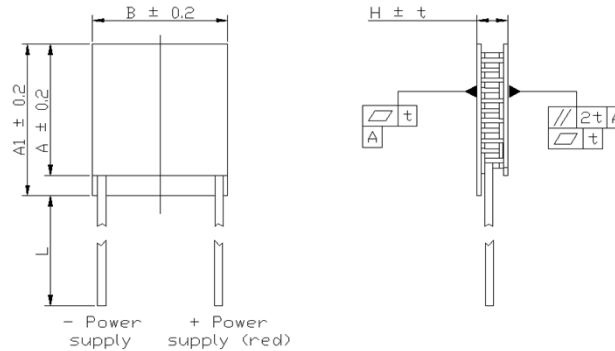
PO#

PO date

Thermoelectric module (TM) specification

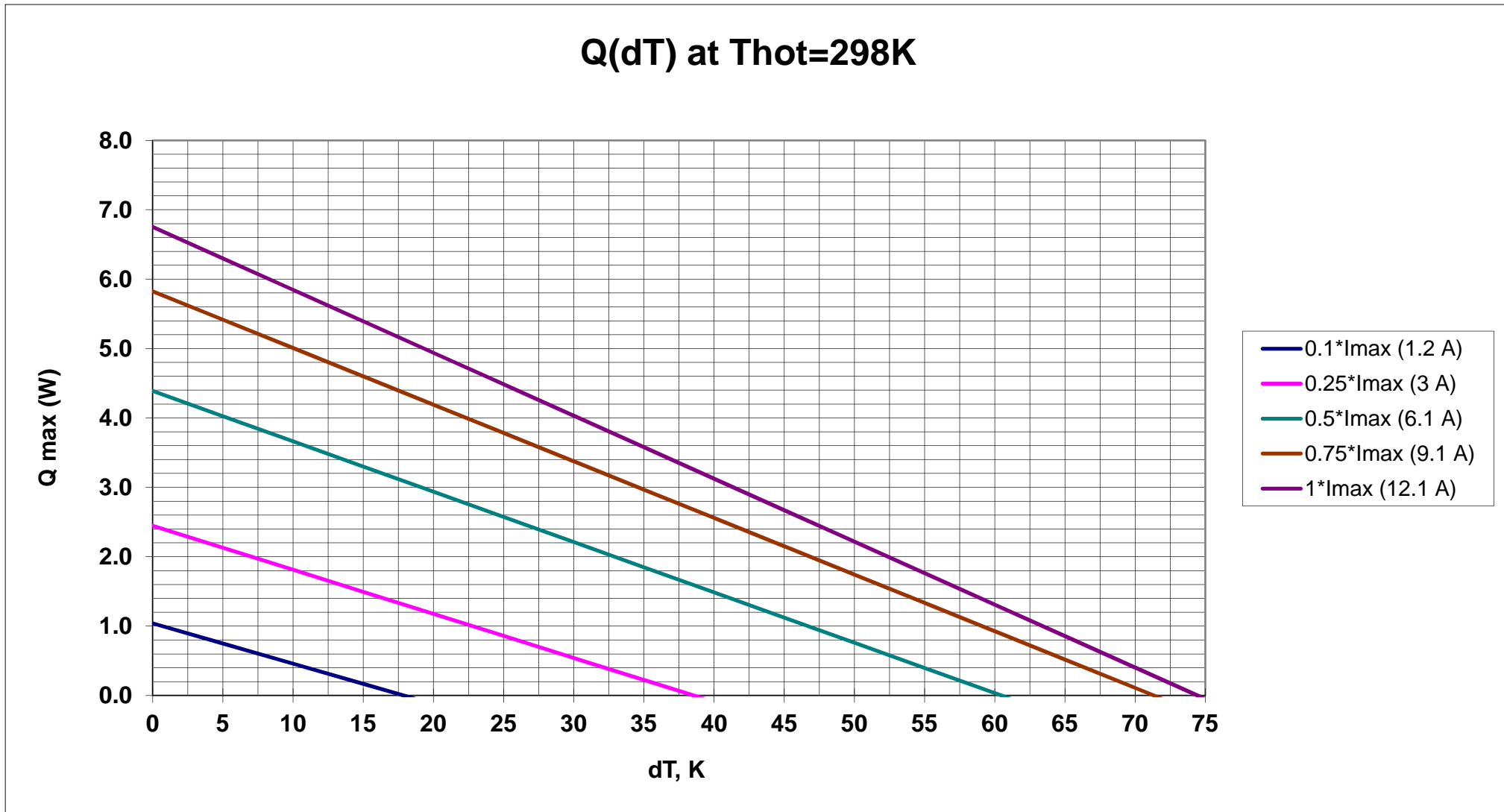
PO position #	TM	Internal Solder Melting Temp, C	Max operating temperature, °C		Parameters in vacuum at hot side temperature 25 °C				Rac at 25 °C		Ceramic size, mm		TM Height		Wire			Sealing
			short time	continuous operation	I <sub>max</sub> , A	U <sub>max</sub> , V	Q <sub>max</sub> , W	dT <sub>max</sub> , K	Rac, Ohm	Tolerance ±, %	A/A1	B	Height, mm	Tolerance t, ± mm	S, AWG #	Length, mm	Tolerance ±, mm	
1	S-007-20-15-L2	138	130	115	12.1	0.9	6.8	74.5	0.06	10	15/15	15	4.60	0.02	18	100	5	
															PVC			

Clamping force: 3.4 - 6.8 kg

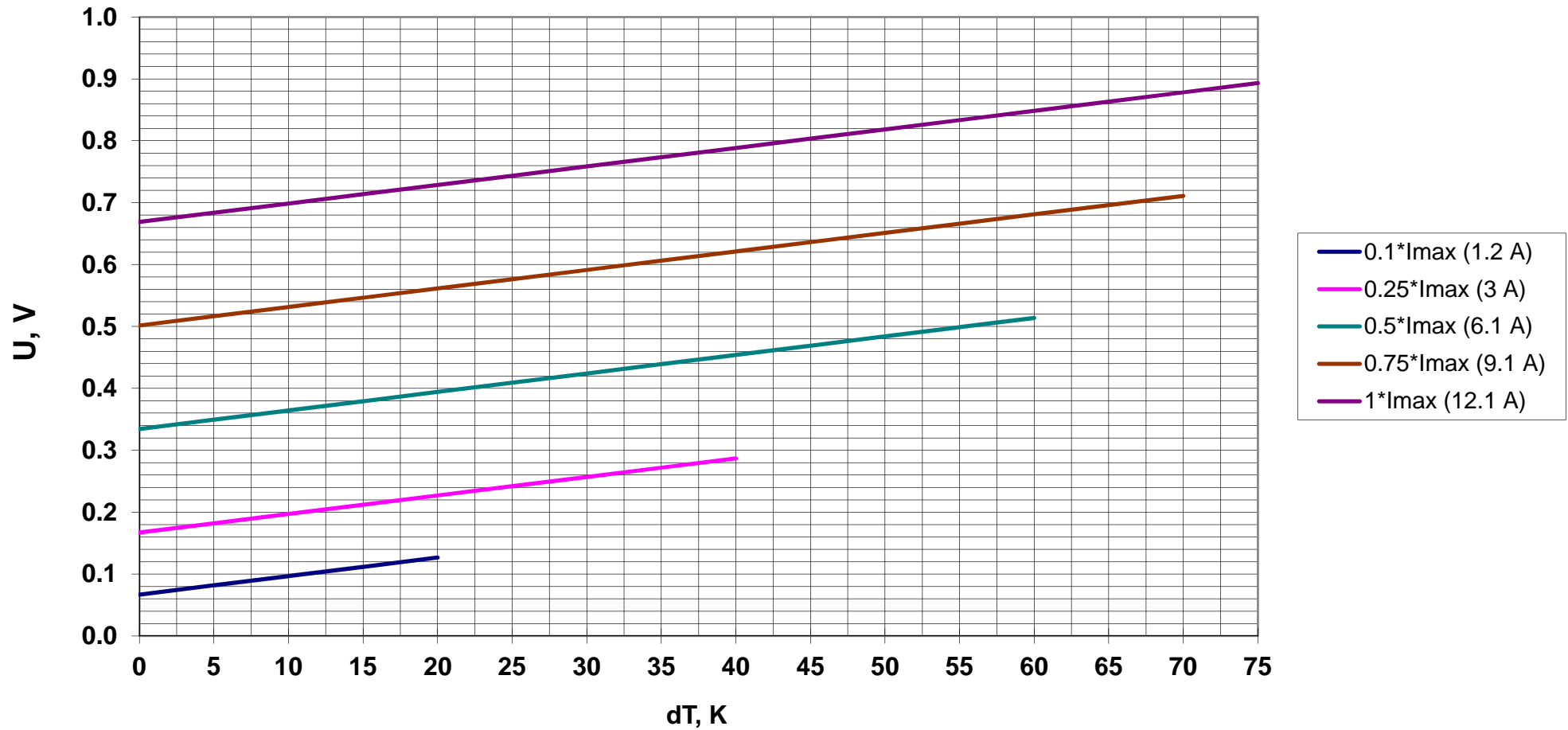


[www.crystaltherm.com](http://www.crystaltherm.com)

Max dT is reduced by 2-3K for silicon sealed and 1-2K for epoxy sealed versions.



### U(dT) at $T_{hot}=298K$



### COP(dT)

